



Release Note

Software Version: 2.12.25.6

Models:

X4U-V2/X5U-V2/X6U-V2/X7-V2/X210-V2

Date: 2026. 3. 12

Content

Content	2
1 Revise History	4
2 Release 2.12.25.6	5
2.1 Improvement	5
3 Release 2.12.24.2	6
3.1 New Features	6
3.2 Improvement	6
3.3 Bug Fix	7
3.4 New Features Description	8
4 Release 2.12.22.2	12
4.1 New Features	12
4.2 Improvement	12
4.3 Bug Fix	13
4.4 New Features Description	13
5 Release 2.12.20	15
5.1 New Features	15
5.2 Improvement	15
5.3 Bug Fix	16
5.4 New Features Description	16
6 Release 2.12.17.14	17
6.1 Improvement	17
6.2 Bug Fix	17
7 Release 2.12.17.7	18
7.1 New Features	18
7.2 Improvement	18
7.3 Bug Fix	18
7.4 New Features Description	19
8 Release 2.12.16.17	22
8.1 New Features	22
8.2 Bug Fix	22
8.3 New Features Description	22
9 Release 2.12.16.4	24

9.1 New Features	24
9.2 Optimization	24
9.3 Bug Fix	24
10 Release 2.12.15.1	26
10.1 New Features	26
10.2 Optimization	26
10.3 Bug Fix	27
11 Release 2.12.X	28
11.1 Optimization	28
12 Release 2.12.2	29
12.1 Known Issues	29

1 Revise History

No.	Version	Release Time
1	2.12.2	2022.3.10
2	2.12.X	2022.8.19
3	2.12.15.1	2022.10.11
4	2.12.16.4	2023.2.8
5	2.12.16.17	2023.5.17
6	2.12.17.7	2024.4.12
7	2.12.17.14	2024.4.24
8	2.12.20	2024.7.24
9	2.12.22.2	2025.4.24
10	2.12.24.2	2026.1.14
11	2.12.25.6	2026.3.12

2 Release 2.12.25.6

Models	Software Version	Comment
X4U-V2/X5U-V2/X6U-V2/X7U-V2/X210-V2	2.12.25.6	

2.1 Improvement

1. Optimize the headsets ringing and automatic headsets selection-related functions

3 Release 2.12.24.2

Models	Software Version	Comment
X4U-V2/X5U-V2/X6U-V2/X7U-V2/X7C-V2/X210-V2/X210i-V2	2.12.24.2	

3.1 New Features

1. Add support for the Persian language.
2. Add configuration control for the automatic web upgrade feature.
3. Add two-factor authentication for OpenVPN.
4. Add features such as fixed ringtone volume and minimum volume limit.
5. Add fields including "from" and "via" to the caller ID display.
6. Add the capability for auto-provisioning to repeatedly request the same configuration file.
7. Compatible with Fanvil DH401B, DH301B, and DH301D Bluetooth headsets.

3.2 Improvement

2. Optimize the issue where the call interface did not synchronize with the modified side key length.
3. Optimize the issue where the server timeout upgrade version configuration did not support minute-based validity settings.
4. Optimize the issue where the phone's Push XML did not support editing soft keys.
5. Optimize the issue of missing translations in some parts of the Arabic language.

Fanvil Link Technology Co.,LTD

Add: 13th Floor, Building 2, Runzhi R&D Center, Xin'an Street, Bao'an District, Shenzhen, Guangdong, China
 Tel: +86-755-2640-2199 Fax: +86-755-2640-2618 Email: support@fanvil.com www.fanvil.com

6. Optimize translation-related issues in some parts of the German language.
7. Optimize compatibility issues related to the NFON server.
8. Optimize functionalities related to the Metaswitch phonebook.
9. Optimize to retain the voicemail and missed call icons when the side key length is set to medium.
10. Optimize compatibility issues between the phone and the VBet MH100 Bluetooth headset.
11. Optimize the issue where some functions in the ringing interface of the phone's soft keys did not take effect.
12. Optimize compatibility issues between the phone and AirPods.
13. Optimize compatibility issues between the phone and WH66, WH62 headsets.

3.3 Bug Fix

1. Fix the issue where modifying the L2TP port does not take effect.
2. Fix the issue where the phone does not send authentication information during registration.
3. Fix the issue of one-way audio after creating a conference with an external number.
4. Fix the issue where the mute function in the Action Plan has a delayed effect.
5. Fix the issue where the screen turns black when querying the Huawei phonebook.
6. Fix the issue where setting a soft key as a DSS key does not take effect (Only for X7-V2, X7C-V2).
7. Fix the issue where no pop-up is displayed when adding a contact to the blocked calls list.

8. Fix the issue where, under specific conditions, the call log time only shows the date.

3.4 New Features Description

1. Add configuration control for the automatic web upgrade feature

Feature Description:The phone supports a version upgrade confirmation mechanism.

Implementation Details:Added the configuration item Enable Upgrade Confirmation to enable upgrade confirmation.

(1) Enable Upgrade Confirmation == 0

The upgrade does not require manual user confirmation. The phone can automatically upgrade after detecting a new version.

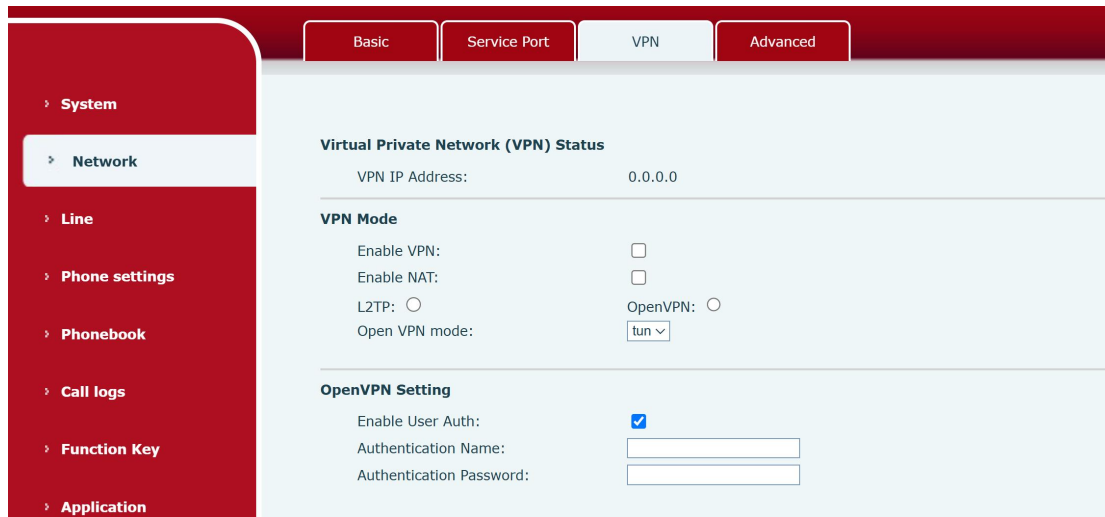
(2) Enable Upgrade Confirmation == 1 (Default)

The upgrade requires manual user confirmation to proceed, consistent with the current functionality.

2. Add two-factor authentication for OpenVPN

Feature Description: Supports two-factor authentication for OpenVPN.

Implementation Details: Navigate to the phone's web interface → **【Network】** → **【VPN】** → **【OpenVPN Setting】** to configure. Click Submit to apply the settings on the phone.



3. Add features such as fixed ringtone volume and minimum volume limit

Feature Description: Supports configuring the ringtone to a fixed volume and setting a minimum volume limit.

Implementation Details: Add the following new configuration items in the configuration file.

Add the Ring Volume Lock setting configuration item to set the ringtone to a fixed volume:

(1) Ring Volume Lock setting == Null (Default)

Users can adjust the ringtone volume on the phone.

(2) Ring Volume Lock setting == 0-9

Users cannot adjust the ringtone volume on the phone; the ringtone uses the configured volume level.

Add the Phone Ring min Vol configuration item to set a minimum ringtone volume limit:

(1) Phone Ring min Vol == 0-9 (0 represents the default volume)

Priority Configuration: Fixed Volume > Minimum Volume Limit > Manual Volume Adjustment.

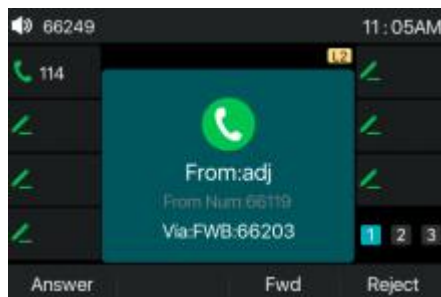
4. Add fields including "from" and "via" to the caller ID display

Feature Description: Added from and via fields. When receiving a transferred call, the phone's caller ID displays the caller's name/number as well as the transferrer's information.

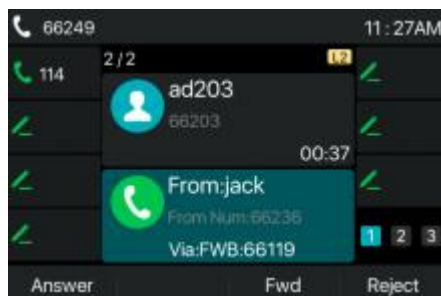
Implementation Details: When a single-line or multi-line call receives a transferred call, the following new information is displayed on the interface:

- FROM: Caller contact name/number
- FROM Num: Caller number
- Via: Transferrer contact name + number

(1) Single-line call:



(2) Multi-line call:



5. Add the capability for auto-provisioning to repeatedly request the same configuration file.

Feature Description: Controls the continuous download of configuration files

Fanvil Link Technology Co.,LTD

Add: 13th Floor, Building 2, Runzhi R&D Center, Xin'an Street, Bao'an District, Shenzhen, Guangdong, China
Tel: +86-755-2640-2199 Fax: +86-755-2640-2618 Email: support@fanvil.com www.fanvil.com

Implementation Details: Navigate to the phone's web interface → **【System】** → **【Auto Provisioning】** → **【Basic Settings】** → set Provisioning Priority to "normal", and click Submit.

Modify the Config Sync Mode configuration item:

(1) Config Sync Mode == 0 (Default)

Disabled. The configuration file is downloaded only when server-side configuration changes occur.

(2) Config Sync Mode == 1

Enabled. The server configuration is always downloaded.

4 Release 2.12.22.2

Models	Software Version	Comment
V64/V62/V65/X4U-V2/X5U-V2/X6U-V2/X7U-V2/X7C-V2 /X210-V2/X210i-V2	2.12.22.2	<p>The following X-V2 representative model: X7-V2 / X7C-V2 / X210-V2 / X210i-V2</p> <p>The X-V2 representative model: X4U-V2 / X5U-V2 / X6U-V2</p>

4.1 New Features

1. Supports the option to import local contact.
2. Supports scrolling display of button information.
3. Adds built-in background images. (For V64/V65 only)
4. Compatible with HT301/HT302/HT301U/HT302U headsets
5. Compatible with Jabra Engage 65 EHS headset

4.2 Improvement

1. Optimize the 12-hour time display effect on the phone.
2. Optimize Portuguese translation.
3. Optimize Russian translation for the phone's shortcut key module.
4. Optimize door opening via the action url key.
5. Optimize the time format of call records in French.
6. Optimize the input length limit for the XML phonebook URL.
7. Optimize the display effect of uncommon character names in contacts.
8. Optimize the character library capacity of the Chinese input method on the phone.

Fanvil Link Technology Co.,LTD

Add: 13th Floor, Building 2, Runzhi R&D Center, Xin'an Street, Bao'an District, Shenzhen, Guangdong, China
 Tel: +86-755-2640-2199 Fax: +86-755-2640-2618 Email: support@fanvil.com www.fanvil.com

4.3 Bug Fix

1. Fix the issue of being unable to select and dial a contact using the directional keys.
2. Fix issues related to local contacts.
3. Fix the abnormal connection issue to 3cx over Wi-Fi.
4. Fix the phone lagging issue over Wi-Fi.
5. Fix the missing problem of the "visual park" feature.

4.4 New Features Description

1. Supports the option to import local contacts.

Feature Description:The phone supports local contact import method selection, either adding or overwriting.

Implementation Details:

(1) Contact Update Mode: = 0

The update method is "Add New." When importing contacts, the existing contacts remain unchanged. If there are new entries in the import file, they will be added as new contacts after the import.

(2) Contact Update Mode: = 1

The update method is "Overwrite." It will delete the existing contact data (without deleting groups) and only display the content from the import file.

(3) Contact Update Mode: = 2

The update method is "Overwrite." It will delete the existing contact data and also remove any groups without contacts, displaying only the content from the import file.

2. Supports scrolling display of button information.

Feature Description:The buttons in the phone support interface scroll according to the configuration mode.

Implementation Details:

Fanvil Link Technology Co.,LTD

Add: 13th Floor, Building 2, Runzhi R&D Center, Xin'an Street, Bao'an District, Shenzhen, Guangdong, China
Tel: +86-755-2640-2199 Fax: +86-755-2640-2618 Email: support@fanvil.com www.fanvil.com

Adjust by setting configuration parameters

(1) scrolling display type = 0

All buttons in the interface will not scroll

(2) scrolling display type = 1

Only the side keys scroll, other keys do not scroll

(3) scrolling display type = 2

Only the desktop softkey scrolls, other keys do not scroll

(4) scrolling display type = 3

For phones with a secondary screen, only the secondary screen scrolls, and other keys do not scroll

(5) scrolling display type = 4

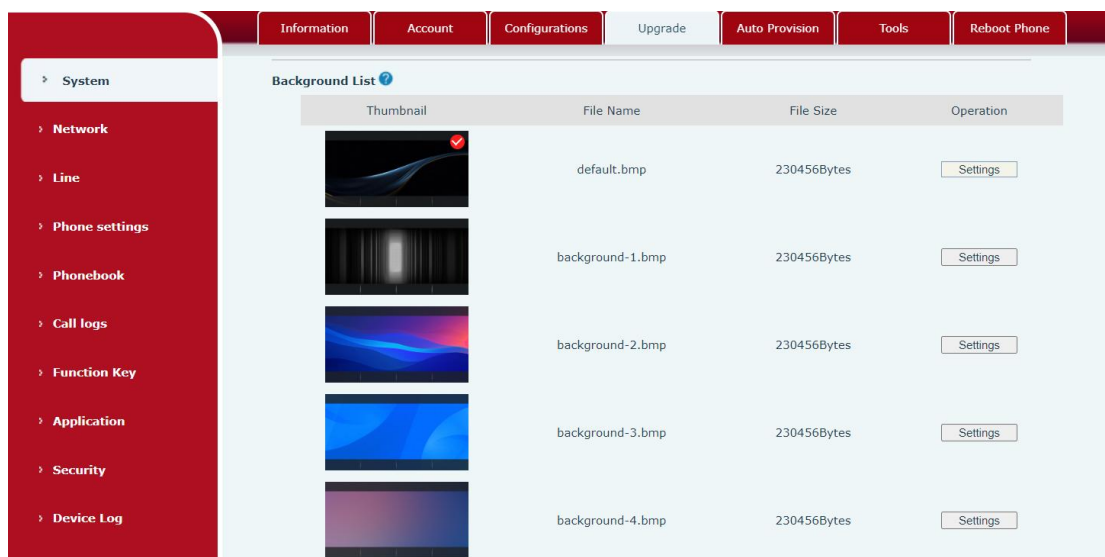
All buttons on the interface scroll

3. Adds built-in background images. (For V64/V65 only)

Feature Description:The phone supports more background images

Implementation Details:

Go to the phone webpage - [System] - [Upgrade] - [Background List] to set up, click on Settings to apply on the phone.



5 Release 2.12.20

Models	Software Version	Comment
V64/V62/V65/X4U-V2/X5U-V2/X6U-V2/X7U-V2/X7C-V2/X210-V2/X210i-V2	2.12.20	<p>The following X-V2 representative model: X7-V2 / X7C-V2 / X210-V2 / X210i-V2</p> <p>The X-V2 representative model: X4U-V2 / X5U-V2 / X6U-V2</p>

5.1 New Features

1. Add support for Chinese input method on new phones
2. Add display of device SN information on the web page
3. Add Kazakh language support on the phone
4. Add Persian language support on the phone

5.2 Improvement

1. Optimize Russian translation
2. Optimize German translation
3. Optimize French call time format
4. Optimize display of Russian call records
5. Optimize the feature for enabling the voicemail and support configuring voicemail numbers
6. Optimize the IP address input interface to address sequential issues under the 123 input method
7. Optimize the display issue in the upper left corner of unregistered standby mode

8. Optimize the sound quality of the X7-V2 phone
9. Optimize sending the hostname to the DHCP server via DHCP Option 12

5.3 Bug Fix

1. Fix the issue with LED flashing after viewing missed calls when the Miss Call Icon is enabled
2. Fix the issue where contacts cannot be dialed using the directional keys
3. Fix issues related to group ringing

5.4 New Features Description

1. Add Support for Chinese Input Method on the Phone

Feature Description: Support for Chinese input method on the phone.

Implementation Details:

Modify the phone’s LCD language to Chinese or Traditional Chinese.

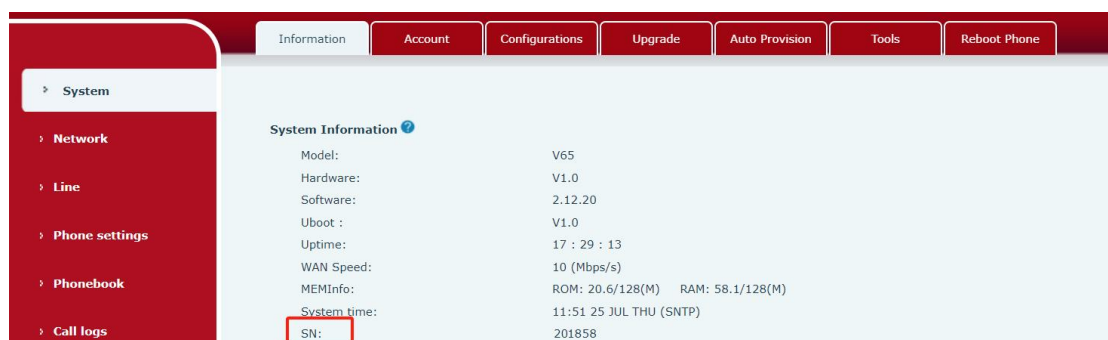
When selecting an editable field or creating a new message, the input method sequence should be: Abc, 2aB, Pinyin, 123, abc, ABC.

2. Add Device SN Information Display on Web Page

Feature Description: Display device SN (Serial Number) information on the web page.

Implementation Details:

Add a SN field to the web page to facilitate the use of SN for device management by certain systems.



Fanvil Link Technology Co.,LTD

6 Release 2.12.17.14

Models	Software Version	Comment
V64/V62/V65/X4U-V2/X5U-V2/X6U-V2/X7U-V2/X7C-V2 /X210-V2/X210i-V2	2.12.17.14	<p>The following X-V2 representative model: X7-V2 / X7C-V2 / X210-V2 / X210i-V2</p> <p>The X-V2 representative model: X4U-V2 / X5U-V2 / X6U-V2</p>

6.1 Improvement

1. Optimize the secondary DNS address to 4.4.4.4
2. Optimize the issue of not filling in Alert info for phone playback line configuration ringtones

6.2 Bug Fix

1. Fix the issue of the phone remaining on the trying interface after receiving calls from the other end in special circumstances

7 Release 2.12.17.7

Models	Software Version	Comment
V64/V62/V65/X4U-V2/X5U-V2/X6U-V2/X7U-V2/X7C-V2/X210-V2/X210i-V2	2.12.17.7	<p>The following X-V2 representative model: X7-V2 / X7C-V2 / X210-V2 / X210i-V2</p> <p>The X-V2 representative model: X4U-V2 / X5U-V2 / X6U-V2</p>

7.1 New Features

1. Add the function of resetting the web access password
2. Add phone stabilization mechanism
3. Add support for uploading custom languages
4. Add configurable standby desktop icon

7.2 Improvement

1. Optimize RAM to display the actual available memory
2. Optimize the organizational structure of Huawei phonebook
3. Optimize the time display of web call log
4. Optimize the input length of LDAP phonebook

7.3 Bug Fix

1. Fix the issue that the search interface of the cloud phone book did not display the number

Fanvil Link Technology Co.,LTD

Add: 13th Floor, Building 2, Runzhi R&D Center, Xin'an Street, Bao'an District, Shenzhen, Guangdong, China
Tel: +86-755-2640-2199 Fax: +86-755-2640-2618 Email: support@fanvil.com www.fanvil.com

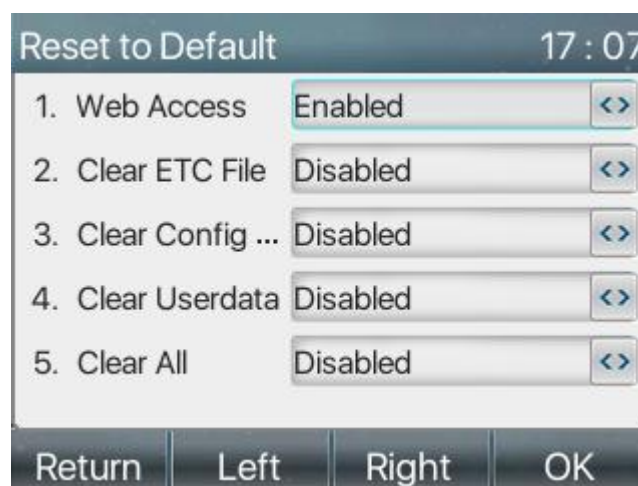
2. Fix the issue that the configuration is missing when the configuration file is too large
3. Fix the issue that the call timer of the phone did not take effect under a specific server
4. Fix issues related to daylight saving time
5. Fix the issue that the device responds slowly after the VPN is enabled
6. Fix the issue that the speed dial key failed to switch channel under special circumstances
7. Fix the issue that “System Error” was displayed when the SIP line was registered too many times

7.4 New Features Description

1. Add the function of resetting the web access password

Function description: The phone can reset the web access password separately

Settings: Go to the menu in the phone interface, Menu - Advanced Settings - Factory Reset, and the first item is Web Access. After enabling it, the admin account will be restored to the default password.



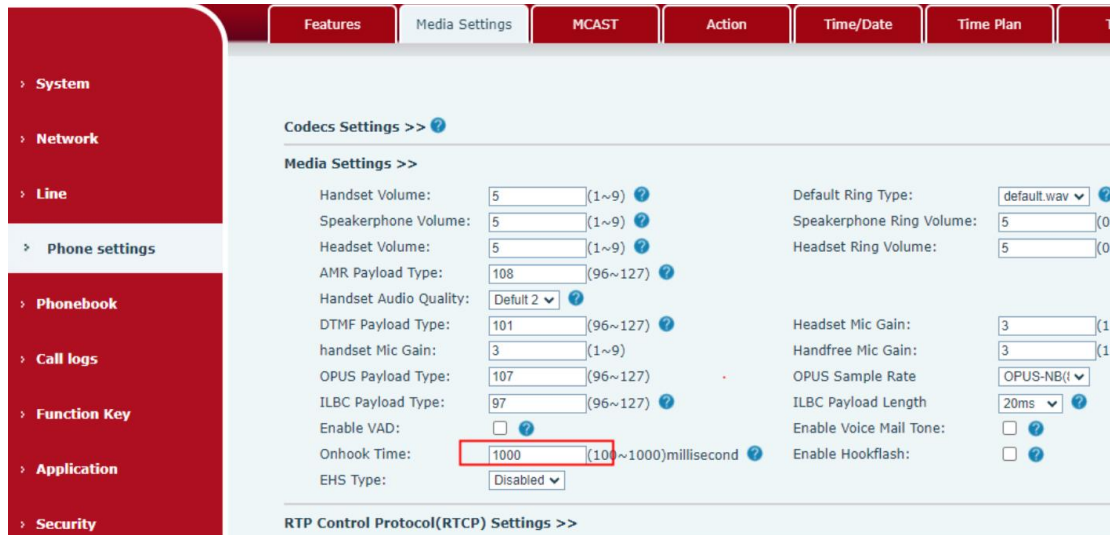
2. Add phone stabilization mechanism

Function description: When the device moves or the table vibrates, a new mechanism is added to avoid the situation that the UI interface may change

Fanvil Link Technology Co.,LTD

abnormally due to the triggering of the fork spring by the handle

Settings: Enter the phone's website. Find [Phone Settings] - [Media Settings]-[Onhook Time]. The bigger the number is, the more stable the phone will be.

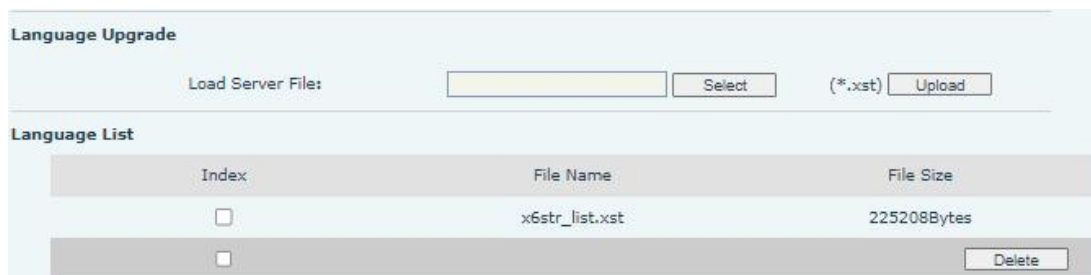


3. Add support for uploading custom languages

Function description: The phone supports uploading a custom language and displaying it on the screen

Note: Custom language does not work for webpage

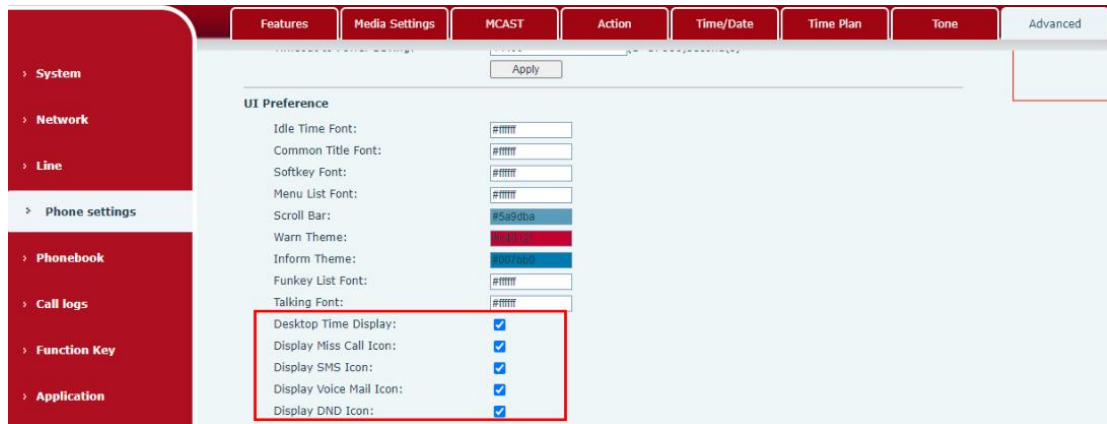
Setting: Enter the phone's website. Find [System] - [Upgrade]-[Language Upgrade]. The format and naming is fixed, which is [xstr_list.xst]. If the language is an existing language on the phone, the existing entry content will be replaced. If the language is not supported by the phone, the custom language will be added to the language selection page, and the user can select the custom language to use.



4. Add configurable standby desktop icon

Function description: Users can use configuration items to control whether the four icons on the desktop are displayed

Setting: Enter the phone's website. Find [Phone Settings] - [Advanced]-[UI Preference]. You can choose whether to display icons by checking the following configurations.



8 Release 2.12.16.17

Models	Software Version	Comment
V64/V62/V65/X4U-V2/X5U-V2/ X6U-V2/X7U-V2/X7C-V2/X210- V2/X210i-V2	2.12.16.17	The following X-V2 representative model: X7-V2 / X7C-V2 / X210-V2 / X210i-V2 The X-V2 representative model: X4U-V2 / X5U-V2 / X6U-V2

8.1 New Features

1. Compatible with PortSIP PBX Call Park function

8.2 Bug Fix

1. Fixed the issue that IPv4 IP acquisition failures are frequently displayed after connecting to Wi-Fi

8.3 New Features Description

1. Compatible with PortSIP PBX Call Park function

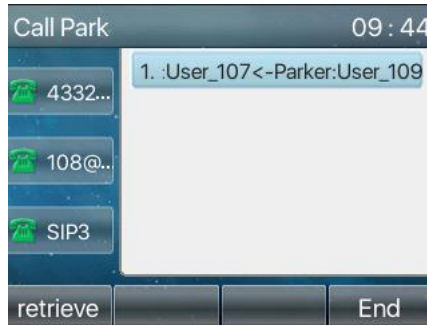
Feature description: The phone has added a Visual Park function key, which can be used with the Portsip server for Call Park and Retrieve calls.

Key	Type	Name	Value	Value2	Subtype	Line	Media	PickUp Number
DSS Key 1	Key Event				Visual Park	AUTO	DEFAULT	

- 1) During Call Park, the phone can distinguish between direct park and group park.
- 2) Retrieve audio and video calls during Call Park. To retrieve a video call, the user

needs to use a video phone.

CallPark Number:	<input type="text"/>		PickUp Number:	<input type="text"/>
JoinCall Number:	<input type="text"/>		Intercom Number:	<input type="text"/>
Retrieve Type:	<input type="text" value="Auto"/>		Retrieve Number:	<input type="text"/>
Group CallPark Number:	<input type="text"/>			



9 Release 2.12.16.4

Models	Software Version	Comment
V64/V62/V65/X4U-V2/X5U-V2/ X6U-V2/X7U-V2/X7C-V2/X210- V2/X210i-V2	2.12.16.4	<p>The following X-V2 representative model: X7-V2 / X7C-V2 / X210-V2 / X210i-V2</p> <p>The X-V2 representative model: X4U-V2 / X5U-V2 / X6U-V2</p>

9.1 New Features

1. Add Croatian
2. Compatible with PortSIP PBX Call Park function

9.2 Optimization

1. Optimize DNS query mode
2. Optimize the time to return to the Dsskey Home interface from other Dsskey interfaces
3. Optimize the phone to record the incoming calls with reason field in the call record as received calls

9.3 Bug Fix

1. Fix the problem that the help information prompt of the Dsskey icon on the phone web page is incorrect

Fanvil Link Technology Co.,LTD

Add: 13th Floor, Building 2, Runzhi R&D Center, Xin'an Street, Bao'an District, Shenzhen, Guangdong, China
Tel: +86-755-2640-2199 Fax: +86-755-2640-2618 Email: support@fanvil.com www.fanvil.com

2. Fix other mac problems when the phone is restarted
3. Fix the problem that the phone still sends STUN packets when the STUN is closed on a special server
4. Fix the problem of answering delay when the phone uses the handle to establish a call
5. Fix the problem of abnormal certificate verification on the special server of the phone
6. Fix the problem that the restart does not take effect under special circumstances of Provision Config Priority
7. Fix the problem that the LED light on the secondary screen of the phone will not change with the number of pages on the secondary screen

10 Release 2.12.15.1

Models	Software Version	Comment
V64/V62/V65/X4U-V2/X5U-V2/ X6U-V2/X7U-V2/X7C-V2/X210- V2/X210i-V2	2.12.15.1	<p>The following X-V2 representative model: X7-V2 / X7C-V2 / X210-V2 / X210i-V2</p> <p>The X-V2 representative model: X4U-V2 / X5U-V2 / X6U-V2</p>

10.1 New Features

1. The X7-V2 / X7C-V2 supports an external CM60 camera.
2. Add Italian.
3. Add the "Mcast Listening Renew Time" feature
4. Support for sending Action URL via SIP info
5. Dial Plan adds a <=> rule that replaces the number before the equal sign and inserts the number after the equal sign
6. Support user custom setting of SIP Call-id fields
7. Support the status of the DND using BLF under a specific server

10.2 Optimization

1. Support for modifying the corresponding ringtones for Bellcore-drX
2. Optimize the XU-V2 / X-V2 Series ringtone files
3. Optimize the function of voice message button exhaled

Fanvil Link Technology Co.,LTD

Add: 13th Floor, Building 2, Runzhi R&D Center, Xin'an Street, Bao'an District, Shenzhen, Guangdong, China
Tel: +86-755-2640-2199 Fax: +86-755-2640-2618 Email: support@fanvil.com www.fanvil.com

1. Extend LDAP Server field length is 127 bits long
2. Optimize the X-V2 / X-V2 series webpage and LCD display models with the-V2 logo

10.3 Bug Fix

1. Repair the problem of exhaled through the hands-free channel, unable to adjust the size of the bell tone
2. Fix the problem of non-responsive transfer failure
3. Repair the VLAN-related issues
4. Fix Alert Info special ringtones do not work on the problem
5. Fix the problem that the Cisco switch cannot access the WEB page under special circumstances
6. Fix the LDAP Contact-related issues
7. Fix the phone hands-free playback voice distortion problem
8. Repair phone access to IPV6 network, web page shows unconnected problem
9. Fix issues that Action URL was unable to report missed incoming calls
10. Repair the configuration XML browser and reuse the user name and password of the SIP account, causing the URL to not work

11 Release 2.12.X

Models	Software Version	Comment
V64/V62/X6U-V2	2.12.X	

11.1 Optimization

1. Optimize translation issues related to contacts

12 Release 2.12.2

Models	Software Version	Comment
V62/V64	2.12.2	

12.1 Known Issues

1. In some cases, if you use G723 and G726 codecs to establish a call, the phone may have abnormal faults.