

**Fanvil**

---

**Fanvil**

## **Release Note**

**Version: R0.9.0**

**Model: X6/X5S/X6(HW:V1.2)**

**Date: 2017-7-15**

## 1 New Features

1. Added the VQM(voice quality monitoring) module.
2. Added the help information for each configuration item on the web page.
3. Added the feature that system will search contacts from Broadsoft directory when there is an new call (incoming call or make new call).
4. Added the feature that you can view Broadsoft phonebook on webpage.
5. Added the feature that you can add web cloud phonebook's contacts into the black/white list and local phone book.
6. Added the feature that you can enable/disable black and white lists and restricted lists.
7. Added the feature that you can configure DSSKEY to access the cloud phonebook.
8. Added the BLF subtypes (attended transfer/blind transfer/newcall).
9. Added the feature of DHCP option 100/101.
10. Added the feature of whether to auto-provision the device common configurations.
11. Added the feature of country code and area code.
12. Added the feature of the push xml configuration.
13. Added the feature of OPENVPN TAP.
14. Added the feature of RTP keep Alive.
15. Added the feature of CDP.
16. Added the feature that you can upgrade firmware in post mode.
17. Added the feature of opus voice coding for X6 (HW:V1.2).
18. Added the feature of RTSP video preview for X6 (HW:V1.2).

## 2 Optimization

1. Optimized the feature of LDAP query mechanism.
2. Optimized the feature of sip header abbreviation.
3. Optimized the feature of payload negotiation mechanism that the phone will use the payload parameters provided by the remote.
4. Optimized the feature of method of finding expire when multiple Contact fields are carried in 200 OK received with sip registration.
5. Optimized the feature of the Call forward service code that the phone will send the service code appending with call forward number.
6. Optimized the feature of input method switching.
7. Optimized the feature that sip config module do not need to reboot after sip settings changed.
8. Optimized the feature of sip TCP transfer port handling mechanism.
9. Optimized the feature of BLF(pickup).
10. Optimized the feature of RTCP-XR JSON format.
11. Added more Chinese characters into the default font.

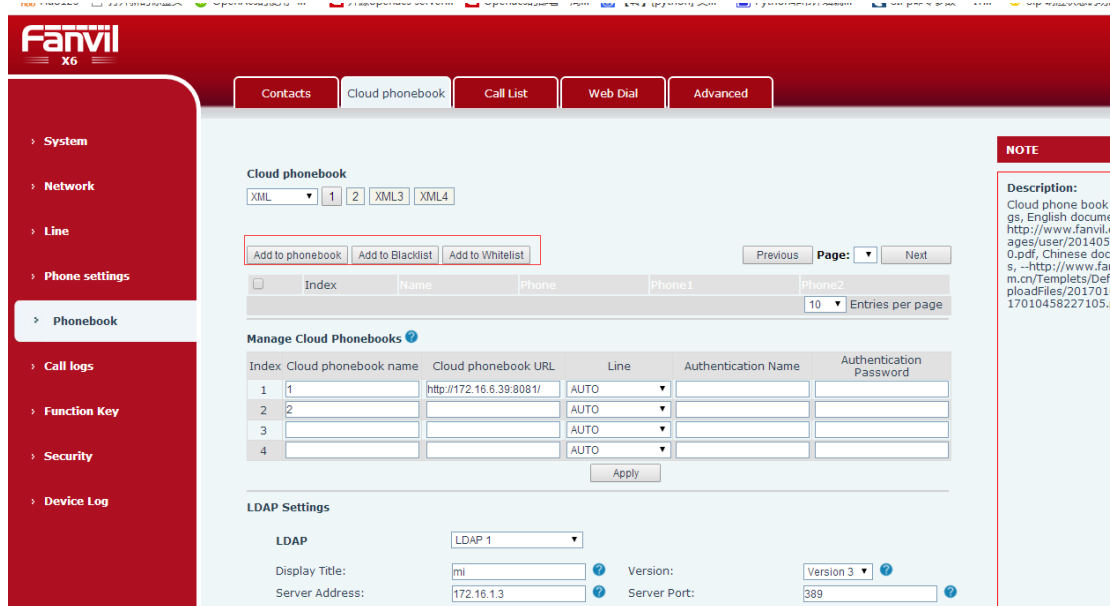
## 3 Bug Fixes

1. Fixed the issue that the prefix number of the black list, white list and limit number does not take effect.
2. Fixed the issue that the phone can not download xml success after the curl username and password reset.
3. Fixed the issue that the phone need to restart after Auto Provision configuration changes.
4. Fixed the issue that after HTTPS authentication failed, cannot switch to HTTP connection.

5. Fixed the issue that when a SRTP call hold/held, there will be noise at the other end.
6. Fixed the issue that TR-069 upload file is incomplete.
7. Fixed the issue that TR-069 upgrade firmware failed.
8. Fixed the issue that the phone can not play music when the remote hold the call and the SDP connection is 0.0.0.0.
9. Fixed the issue that CTI hot-desking key parsing error.
10. Fixed the issue that -4: 30 time zone setting failed.
11. Fixed the issue that Firefox and IE browsers cannot display cloud phonebook.
12. Fixed the issue that the xml phonebook carrying "\$%" characters causes the display error on Web page.
13. Fixed the issue that the codec cannot save success.
14. Fixed the issue that SIP TLS cannot establish a new call under certain server.
15. Fixed the issue that the priority of Call Forward on Busy is higher than call Waiting.

## **4 New Features Descriptions**

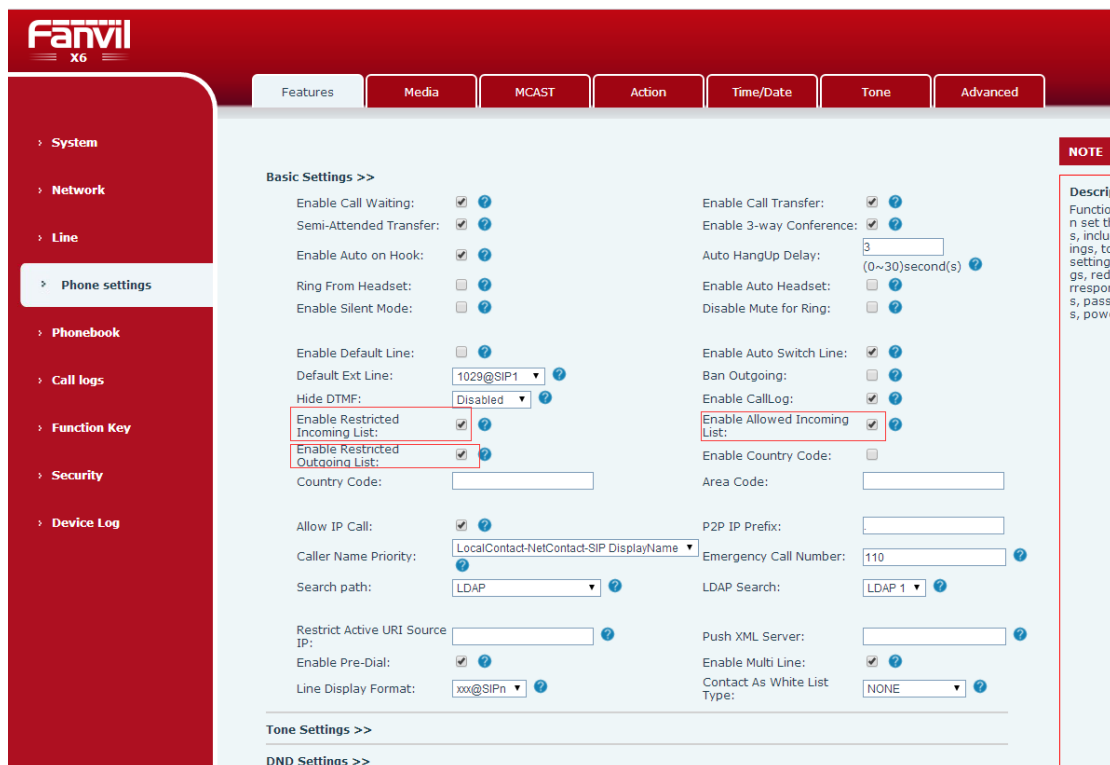
1. Added configuration items that you can add the cloud phonebook to the black and white list, local phone book on webpage.



The configuration is: add to phonebook; add to blacklist; add to whitelist.

**Description:** You can add the cloud phonebook to the black and white list, local phone book on webpage.

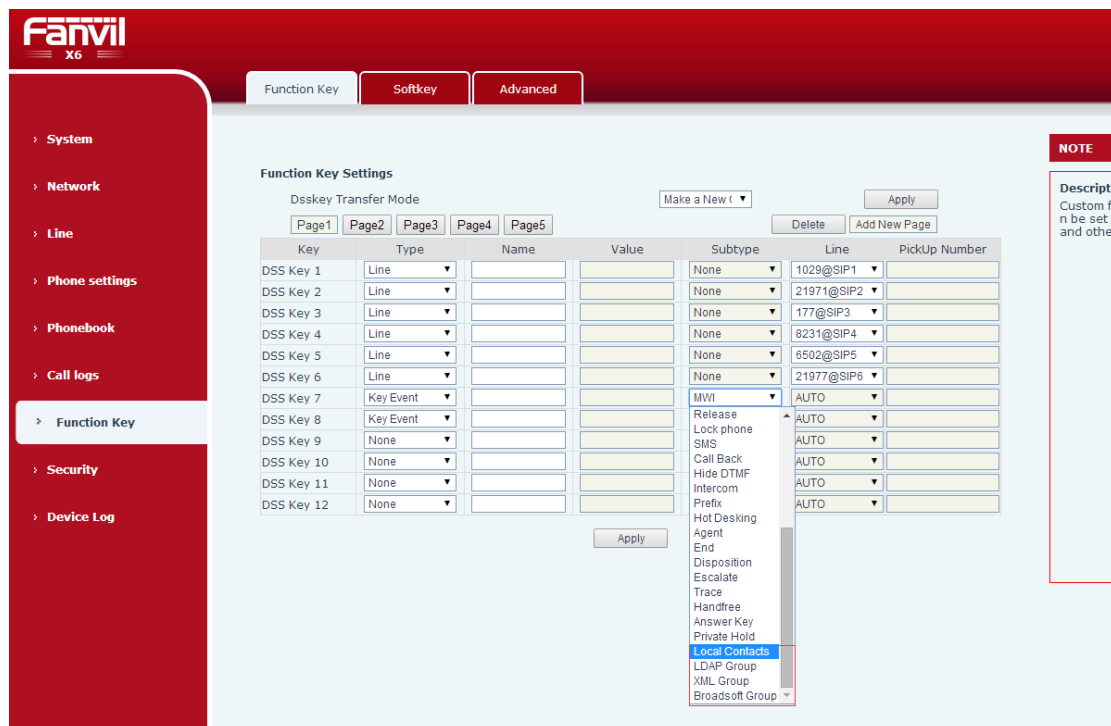
2. Added the configuration on the web page that you can decide whether to enable the list of black and white lists and restricted lists.



**Description:** When this configuration item is checked, black and white list, limit list take effect.

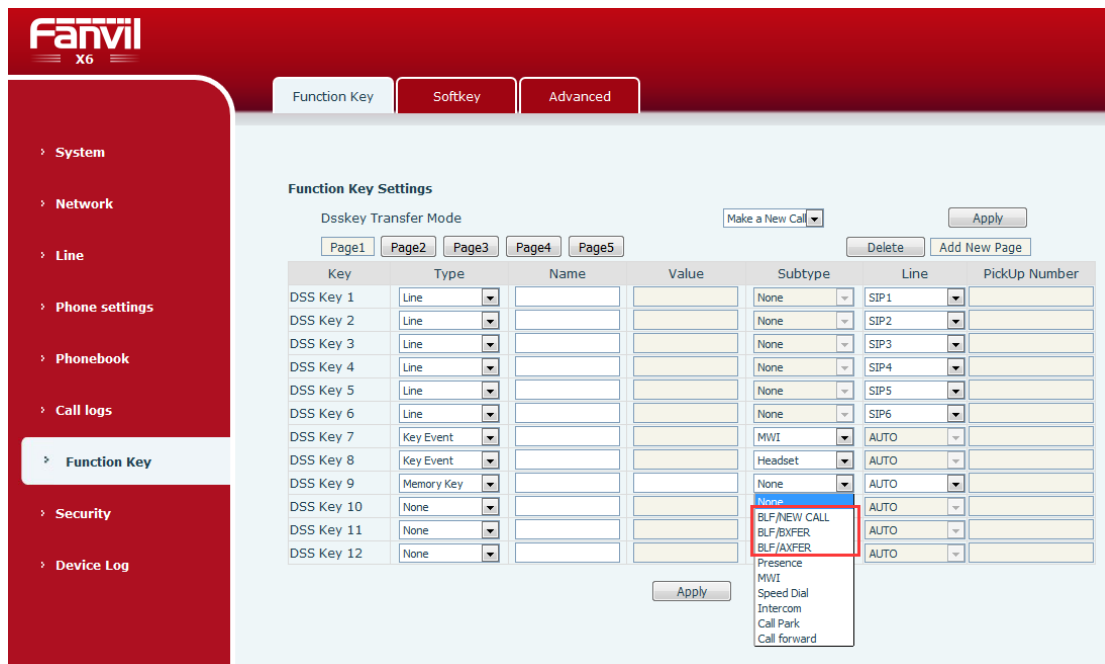
When this configuration item is not checked, black and white list, limit the list does not take effect.

3. Added the feature that you can configure DSSKEY to access the phonebook.



**Description:** Configure the DSSKEY type for the XML Group, Broadsoft Group, Local Contacts, LDAP Group, you can access a phone book when pressing the function key.

4. Added the feature that you can configure transfer subtype of DSSKEY BLF function key



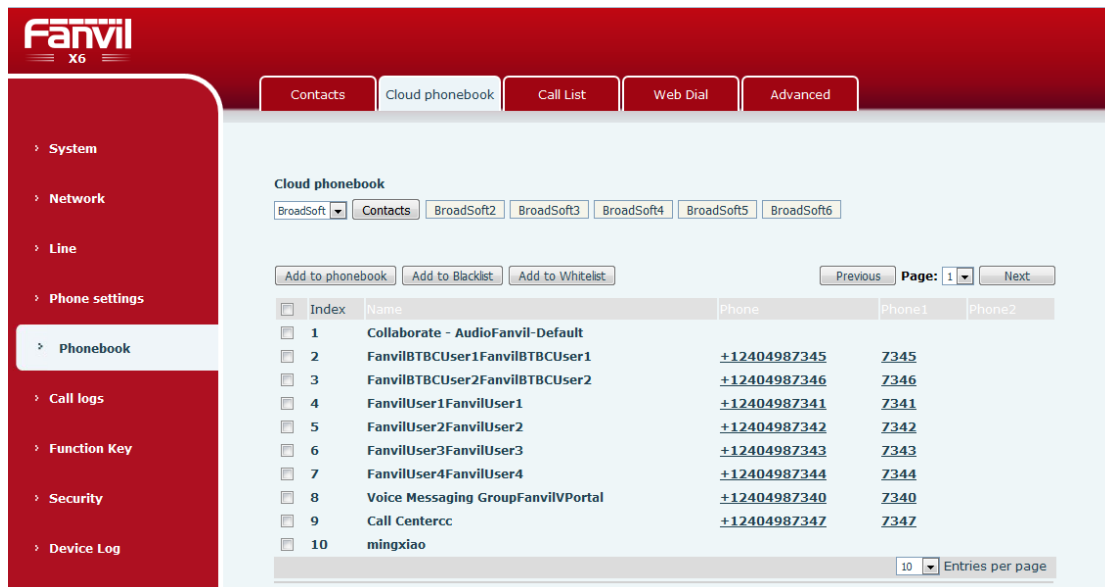
**Description:** BLF function key type increase BLF / NEW CALL, BLF/BXFER, BLF/AXFER.

**BLF/NEW CALL:** During a call, press this function key, you can call the specific number to make a new call;

**BLF/BXFER:** During a call, press this function key, the call will blind transfer to the specific number;

**BLF/AXFER:** During a call, press the function key, the call will attend transfer to the specific number.

5. Added the feature that you can view BroadSoft phonebook on webpage.



**Description:** After configuring the BroadSoft phone book, you can browse the contacts in the phone book on the web.

## 6. Added the feature of DHCP option 100/101.

**Description:** Added the feature of DHCP option 100/101, which via DHCP option to send daylight saving time and time zone configuration:  
 DHCP option 100 format: TZ = local\_timezone, date / time, date / time  
 DHCP option 101 Format: Country / City

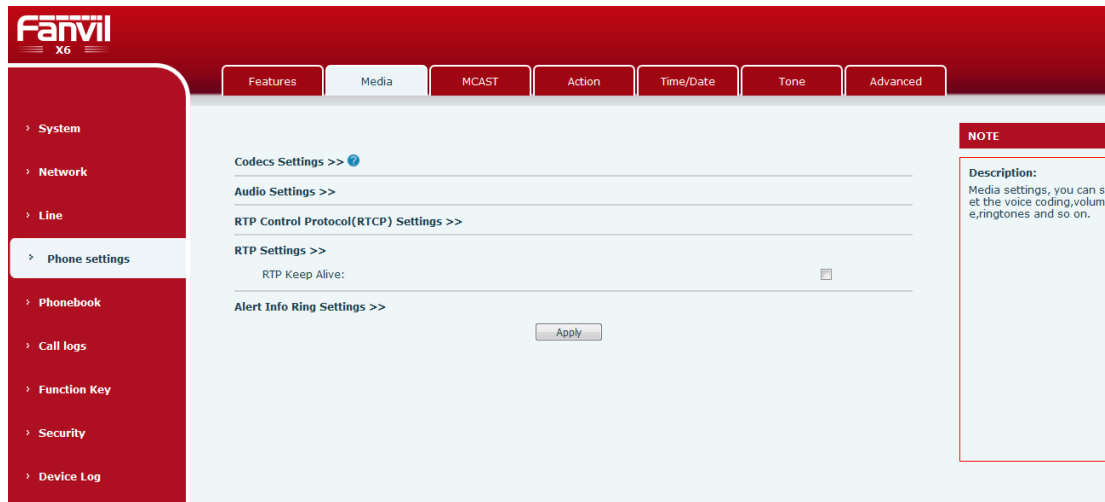
## 7. Added the feature of whether to download the configuration of the common profile

**Description:** Configuration file to increase the configuration: Download CommonConf. When the value is 1, the automatic upgrade default download general configuration file; when the value is 0, the phone will not go to download the general configuration file.

The configured value defaults to 1.

## 8. Added the feature of RTP keep Alive.





**Description:** If the configuration value is 1, the phone will periodically send rtp packets when the call on hold.

9. Added the feature that you can upgrade version by U disk under post.

**Description:** You need put the version in the root directory of U disk. When upgrading, enter \* # 167 under post and the phone can automatically identify the version to upgrade.

10. Added the feature of RTSP video preview on X6(HW:V1.2).

**Description:** You can configure the DSS key type as URL and enter valid RTSP URL. You can preview the video when you press the function key.