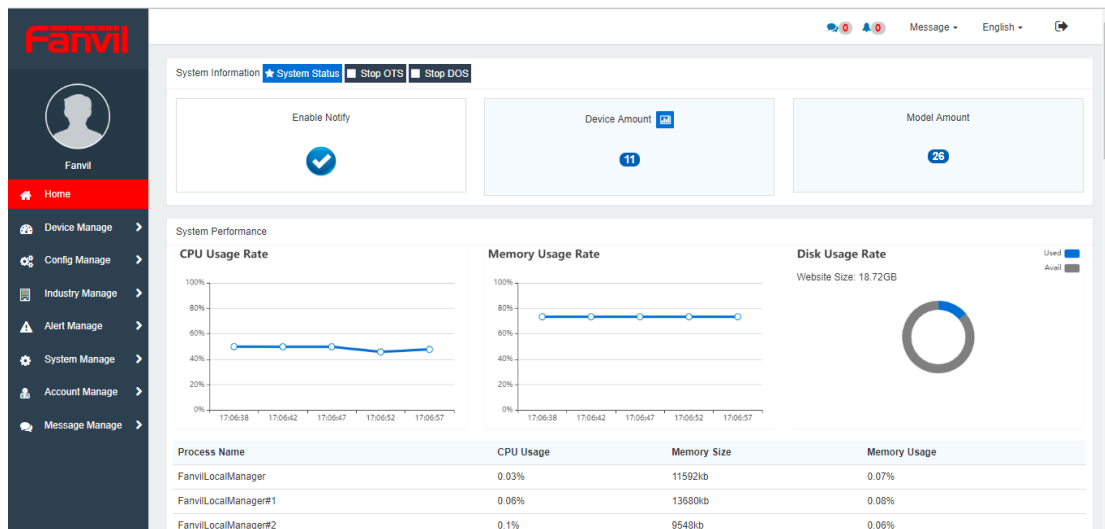


Fanvil Device Management System (FDMS)

Fanvil's Device Management System (FDMS) is a web-based, GUI-driven, real-time and unified tool for managing multiple Fanvil devices. It is designed for distributors/resellers/users implementing devices deployment, management, analysis, monitoring and more. Administrators can easily authorize flexible permissions to multiple sub-administrators. Fanvil devices can be deployed automatically in the system, and plug and play once powered on and network connected. In addition, FDMS supports device configuration, firmware upgrading, device source management, and all these can be achieved according to the administrators' needs through timed tasks or real-time operations. For administrators, they are not only allowed to check the real-time analysis of device working state but also can be timely informed of the device's abnormal operation. The Fanvil Device Management System offers comprehensive management control and tracking while delivers a host of capabilities and functions to reduce the cost of operation and maintenance efficiently.



Key Features

- Web-based platform, integration features including device deployment, account registration, configuration updating, firmware upgrading, statistical analysis and device monitoring etc.
- Multiple sub-administrators with flexible permissions authorized by system administrator
- Customized groups of devices according to districts, departments, roles
- Control all of your Fanvil devices in the system remotely, such as configuration updating, firmware upgrading, reset to factory, reboot, access to web interface of the devices etc
- Execute rule personalization, support full-time, interval or cyclical tasks.
- Device status analysis, including diagnosing device operation status, registration status, access control status (only for Fanvil door phones).
- Real-time data statistics and intelligent maintenance, alarm notification when the device abnormal, and automatic fault correction.

Features Introduction

Device Management

Easy Deployment: auto provision once devices connect network, simple and fast, without any manual operation.

Record Automatically: Gather device information automatically and manage devices once connecting to the platform

Batch Operation: Batch import or remove device information, batch update devices of the same model.

Status Display: View and check device status, account information and other basic information in real time

Status Trace: View single device status tracking and activity status

Remote Management: Remote configuration file updating, firmware upgrading, reset to default settings, reboot, access to devices' web interface.

Task Customization: Support real time tasks, periodic timing task. And multiple task types.

Task Monitor: View task performance in real time and manage task

Push Remotely: Upload the firmware and device resources to FDMS, and push to the terminal remotely in real time

Resource Management: Resources for management includes wallpaper, trusted certificates, server certificates, firmware, configuration files, etc.

Classify Management: Manage devices by group and district

Model Application: Support all Fanvil models

Account Management

Account Registration: Apply to System administrator or Fanvil's sales manager for an FDMS account

Account Management: Multiple sub-administrators with flexible permissions authorized by system administrators

Security Management: The account will be locked after the number of errors reaching the limit.

Device Access: Support HTTP Basic security authentication with TR069.

Account Agent: Create a sub-account for your own account.

Notification Management: Support posting notification information.

Feedback Management: Support problem feedback and information communication.

Configuration Management

Global Config: Manage common configuration as global parameters and is applicable to all devices.

Personality Config: Group settings for devices with Common configuration.

View Information: Check and view parameters which have been configured.

Backups & Recovery: Restore the backup configuration files on the device

Alert Management

Real-time Alert: Real-time alert when the device is running abnormally.

Alert Strategy: The alert level includes minor, major and critical. Users can set whether to receive alerts, alert types and configure types of alarms.

Alert Type: Alert types include offline, reflect conflict, control failure, and registration exception.

System Management

Log Management: Check and view the operation log and system log.

Service Management: Monitor and manage multiple core service modules.

Service Configuration: Set alarm sending email information and SMS receiving service

provider

Mount Management: Call quality diagnosis, record server and phone book server

Outreach Management: dock with FDPS platform and system transfer

System Settings: Set system feature preference.

Models and Versions Supported

Categories	Model	Version
Industry	i31S	2.1.1.3670
	i20S	2.1.1.3670
	i30	2.1.1.3670
	ITT	2.1.1.3581
	i23S	2.1.1.3670
	iW30	2.1.1.3670
	i18S	2.1.1.3670
	i12	2.4.2034.557
	PA2	2.1.1.3670
Basic	X1	2.8.0.6249
	X2P/X2	2.8.0.6249
	X2C (E02C)	2.8.0.6249
	X3S/X3SP	2.8.0.6249
	X3G	2.8.0.6249
	X4	2.8.0.6249
	H2S	2.8.0.6249
	H3	2.8.0.6249
	H5	2.8.0.6249
High	X5S	1.8.0
	X6	1.8.0
Android	F600 Indoor	14.0.0.2.rc2
	C600	14.0.0.4.b1
OEM	F3/F3P/F3G	2.8.0.6249
	F4/F4G	2.8.0.6249
	D4	2.8.0.6249
	D5	2.8.0.6249
	S2	2.8.0.6249
	S4	2.8.0.6249
	S5	2.8.0.6249
	E4	2.8.0.6249

Software and Hardware Requirements

The hardware and software requirements of the FDMS are as follows:

Windows OS: win7 64 bit or above

windows server 2012 64 bit or above

Device Quantity	CPU	RAM	Disk
0-10000	8 cores	8G	300G
10000-30000	16 cores	16G	For every 1000 devices added, the required disk will increase by 30G.
30000-60000	32 cores	32G	
60000-100000	64 cores	64G	

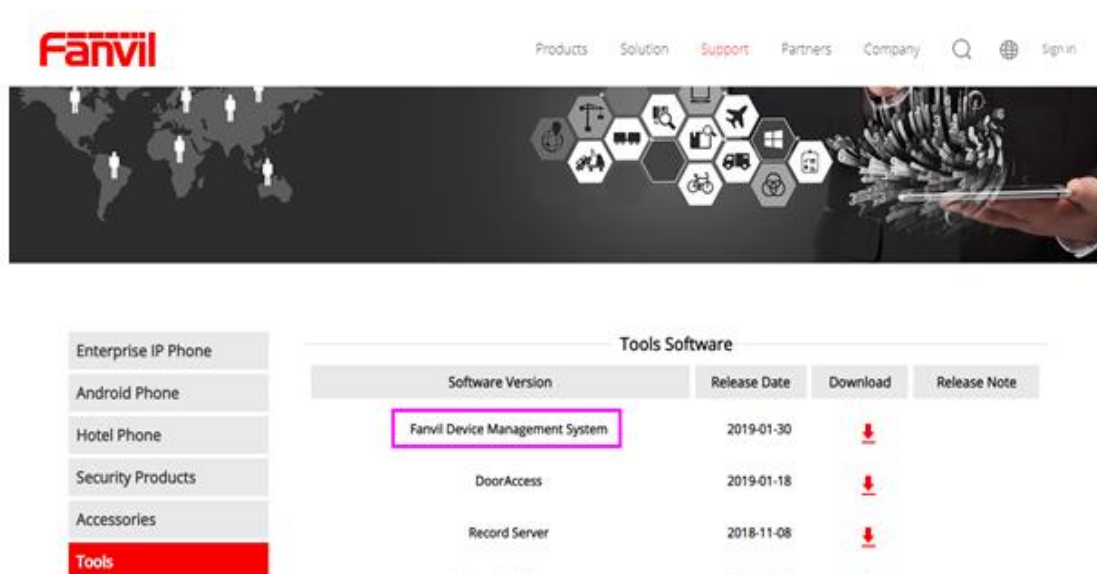
Autonomous Installation

Installation package

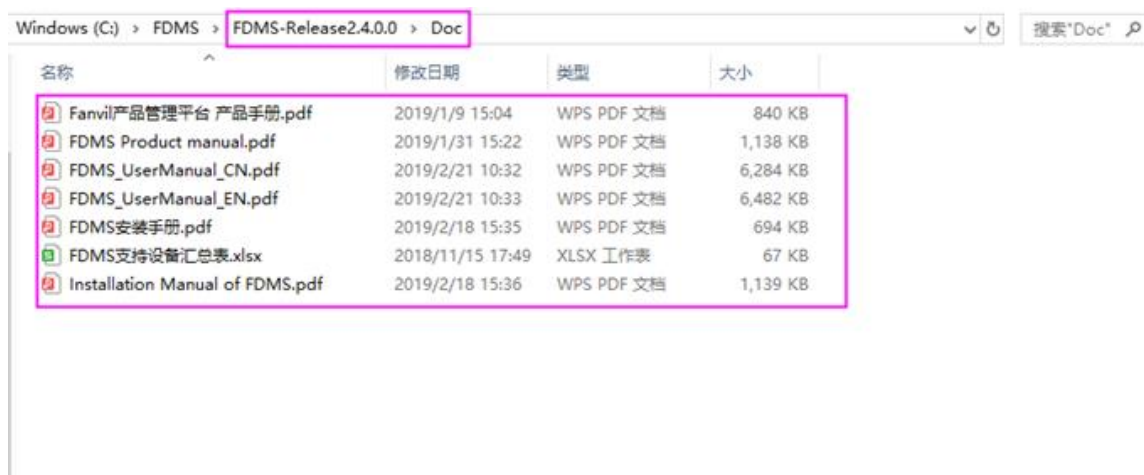
The 2.4.0.0 version of FDMS was issued in January, 2019. Users could download and install it.

Download method:

- Open Fanvil's official website <http://www.fanvil.com>
- Go to Support ->Download and head over to "Tools". You will see the package "Fanvil Device Management System". Click to download.



- Download the installation manual and user manual in the "Doc" directory of the installation package.



Activation and License

After the installation, you need to activate the FDMS before use.



Activation steps:

- Click "Download Private Key" and send it to the FDMS Administrator
- The FDMS administrator generates a license file through the user-provided private key file and sends it to the user.
- Import the license to complete the activation.

Note: One license file only suit to the computer which is the provider of private key file.